


*Avant Roller Shade™  
modernizes any interior  
space with its minimalist and  
industrial design elements.*

◆ WWC ◆

Western Window Coverings, Inc.

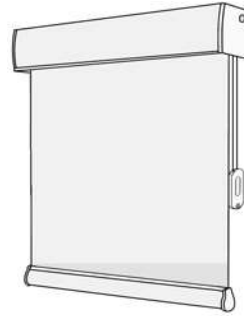


Avant Roller Shades 2023

# Avant Roller Shade™

Avant Roller Shade™ is available in two different design options, standard exposed roll and cassette with matching fabric inserts. The innovative CSA-153™ cassette system features unique solutions to provide for ease of installation.

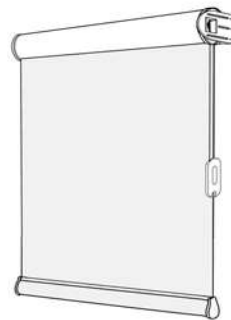
- Cassette & Bottom Rail with Matching Fabric Insert.
- Clutch/continuous cord operated shades are equipped with cord tension devices to prevent loops or loose cords from forming.
- Motorized operation utilizes industry leading motors known for their quiet operation and ease of use.
- Standard Exposed Roll Configuration
- Standard or Reverse Roll



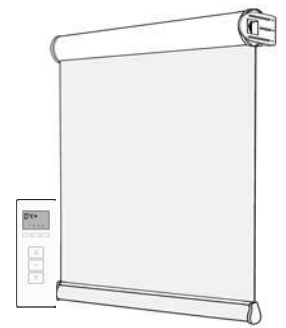
Continuous Cord/Clutch Operation



Motorized Operation



Standard Exposed Roll Continuous cord/clutch operation

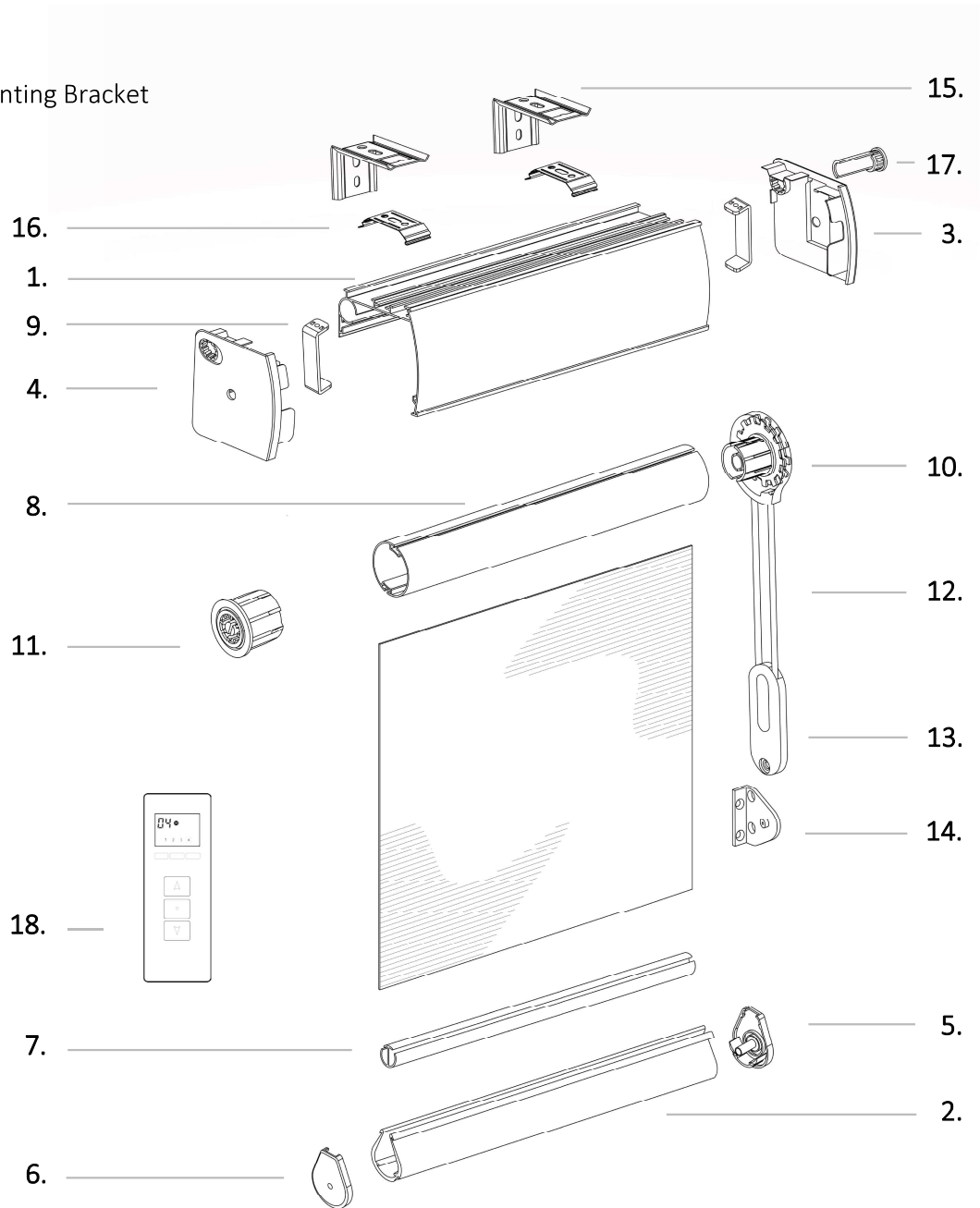


Standard Exposed Roll Motorized

# Product Component Overview

## Avant Roller Shade™ System

- 1. Cassette
- 2. Bottom rail
- 3. Cassette End Cap (Right)
- 4. Cassette End Cap (Left)
- 5. Bottom Rail End Cap (Right)
- 6. Bottom Rail End Cap (Left)
- 7. Bottom Rod
- 8. Tube (38mm)
- 9. Inner Bracket (L)
- 10. Clutch (38mm)
- 11. Idle End Plug
- 12. Continuous Cord
- 13. Cord Tension Device
- 14. Cord Tension Device Mounting Bracket
- 15. Mounting Bracket
- 16. Clip
- 17. Level Controller Cap
- 18. Remote



## Minimum Size

Clutch operated with continuous cord .....	8" x 16"
Rechargeable Battery Motor .....	22 1/2" x 16"
Hardwired DC Motor .....	15 5/8" x 16"

\*Please refer to Color Table and Fabric Technical Data pg. RO-07 for further information regarding *maximum shade size*.

## Standard Cord Length

Shade Height	Cord Length
18"-27 7/8" .....	18"
28"-39 7/8" .....	24"
40"-59 7/8" .....	36"
60"-83 7/8" .....	48"
84"-107 7/8" .....	60"
108" and over.....	72"

\*Surcharge of \$8.00 will apply to any cord or metal chain measuring above 97" to 140".

\*\*All continuous cords will be matched to the appropriate component color. Please refer to "Color Table and Fabric Technical Data" see pg. RO-07

## Available Design Options

- Cassette with standard matching fabric insert for both cassette and bottom rail.
- Standard Exposed Roll
- Standard or reverse roll
- Available on all systems

## Tube Size

Shade Size	Internal Dimension	Outside Dimension
Up to 78"	36mm	38mm
78 1/8" & above	38mm	40mm

## Bracket Requirements

Shade Size	# of Brackets
Up to 40".....	2
40 1/8" - 70" .....	3
70 1/8" - 96" .....	4

## Component Color Option



## Finished Dimensions

	Inside Mount (IM)	Outside Mount (OM)	End Mount (EM)
All systems	-1/8"	-0"	-5/8"
Shade height	-1/8"	-0"	-1/8"
Fabric width	-1 3/16"	-1 3/16"	-1 9/16"

## Mounting Requirements

### Cassette with matching fabric insert

#### Inside Mount

Minimum Casement Depth.....	2"
Fully Recessed .....	3 5/8"

#### Outside Mount

Minimum Mounting Surface Height.....	1 3/4"
--------------------------------------	--------

#### End Mount

Minimum Casement Depth.....	2"
-----------------------------	----

### Standard exposed roll

#### Inside Mount

Minimum Casement Depth.....	2"
Fully Recessed .....	3 5/8"

#### Outside Mount

Minimum Mounting Surface Height.....	1 3/4"
--------------------------------------	--------

#### End Mount

Minimum Casement Depth.....	2"
-----------------------------	----

## Light Gaps

Light gap is measured from the edge of the window opening to the edge of fabric.

#### Inside Mount

Clutch Side. ....	1/2"
End Plug Side.....	5/8"

## Child Safety Tension Device

In accordance with the revised American National Standard (ANSI WCMA A100.1- 2018) for Safety of Corded Window Covering Products, Combi Shade® requires proper mounting of the tension device on cords that exceed 40% of the shades height for the product to function safely and properly. Tension devices should not be modified in any way.

## Tile Cut

Upon request, the bottom bar assembly and fabric can be cut down to a specified size, different from the width of the cassette assembly.

### Measuring and ordering "Tile Cut".

#### Step1

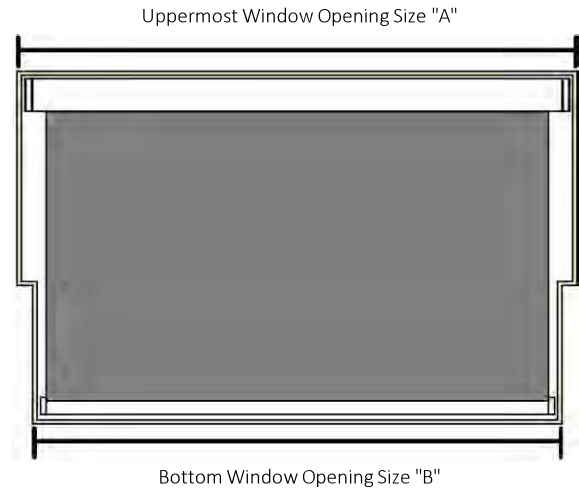
Measure the uppermost position "A" of the window opening to determine the window opening size.

#### Step 2

Measure the inside width of the window opening at the lowermost position "B" to determine the bottom window opening size

#### Step2

Please specify the determined width of the lowermost position under "tile cut" column.



## Measuring Corner Windows

There are a few different approaches to measuring for corner windows. Please consider the formed light gap in relation to viewing angle from both inside and outside and how this might affect privacy.

### Options 1 & 2

#### Step1

Measure the inside width of both window openings at the uppermost position to determine the widths of the cassette.

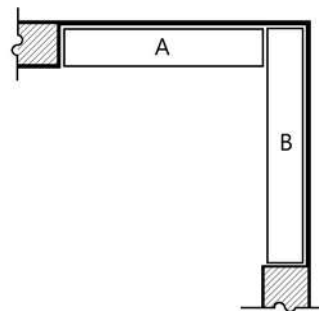
#### Step2

Decide which of the two shades will be full or butt shade.

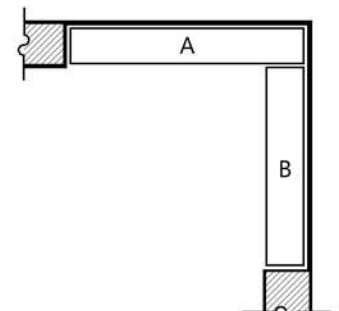
#### Step3

Deduct 3 3/8" from the determined width of the butt shade.

#### Option 1



#### Option 2



### Option 3

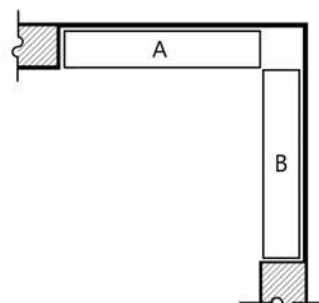
#### Step1

Measure the inside width of both window openings at the uppermost position to determine the widths of the cassette.

#### Step2

Once both measurements are acquired, deduct 3 3/8" from both shades.

#### Option 3



#### Important!

This option will greatly increase the amount of light gap formed along the corner.

**Price Group A**      Standard Exposed Roll: Bantry  
 Yap  
 Omega 1%, 3%, 5%

WIDTH UP TO:	36	42	48	54	60	66	72	78	84	90	96	
42	151	176	200	225	251	276	300	325	351	376	400	
48	170	200	229	257	286	315	343	373	400	430	458	
54	192	225	257	290	322	355	386	419	451	484	515	
60	215	251	286	322	358	393	430	465	501	537	573	
HEIGHT UP TO:	66	235	276	315	355	393	433	473	512	553	590	631
72	257	300	343	386	430	473	515	558	602	645	688	
78	278	325	373	419	465	512	558	606	653	698	745	
84	300	351	400	451	501	553	602	653	702	753	802	
90	322	376	430	484	537	590	645	698	753	806	859	
96	343	400	458	515	573	631	688	745	802	859	918	
102	365	425	488	547	608	670	731	792	853	913	975	
108	386	451	515	580	645	710	774	837	902	967	1032	
114	408	476	545	612	680	748	818	885	953	1021	1089	
120	430	501	573	645	718	788	859	932	1002	1075	1147	

Note: Product price only, does not include freight, state/local taxes, measuring and installation, and other services associated with custom installation.

Price Group B		Fabric Covered Cassette: Bantry Yap Omega 1%, 3%, 5%									
WIDTH UP TO:	36	42	48	54	60	66	72	78	84	90	96
42	187	218	251	282	313	345	376	407	439	471	501
48	215	251	286	322	358	393	430	465	501	537	573
54	242	282	322	361	402	442	484	524	564	605	645
60	268	313	358	402	447	491	537	581	627	671	718
66	295	345	393	442	491	541	590	640	689	738	788
72	322	376	430	484	537	590	645	698	753	806	859
78	348	407	465	524	581	640	698	757	814	872	932
84	376	439	501	564	627	689	753	814	878	941	1002
90	402	471	537	605	671	738	806	872	941	1008	1075
96	430	501	573	645	718	788	859	932	1002	1075	1147
102	456	532	608	685	762	837	913	991	1066	1141	1218
108	484	564	645	724	806	887	967	1048	1130	1209	1290
114	510	595	680	764	852	936	1021	1106	1191	1275	1362
120	537	627	718	806	896	985	1075	1165	1255	1344	1433

Note: Product price only, does not include freight, state/local taxes, measuring and installation, and other services associated with custom installation.

## Avant Roller Shade™ Color Table

Product Name	Color	Color Name	Component Color
BANTRY DECK# R-01 26050	BT-01	White	White
	BT-02	Cream	Ivory
	BT-03	Beige	Ivory
	BT-04	Grey	Grey
	BT-05	Charcoal	Grey
YAP DECK# R-02 28040	YP-01	White	White
	YP-02	Ivory	Ivory
	YP-03	Sand	Ivory
	YP-04	Grey	Grey
	YP-05	Green	Ivory
	YP-06	Brown	Brown
	YP-07	Charcoal	Black
OMEGA 1%, 3%, 5% DECK# R-03 SC-A230030	OM-301	White	White
	OM-302	White/Ivory	Ivory
	OM-303	White/Grey	Grey
	OM-304	Ivory	Ivory
	OM-308	Black/Bronze	Brown
	OM-310	Black/Grey	Grey
	OM-311	Black	Black

## Fabric Technical Data (Standard Exposed Roll)

Color Deck #	Pattern Name	Fabric Info	Composition (%)	Maximum Width (in)	Maximum Length (in)	Maximum sqft.	Weight: (g/m2)	Thick-ness	Packing	Fire Retardant	Qty of Colors
R-01	BANTRY	26050	100% Polyester	96"	120"	46 sqft.	211g/m2 (±5%)	0.020" (±5%)	102" x 54.6yd /Roll	Non F/R	5
R-02	YAP	28040	100% Polyester	96"	120"	46 sqft.	211g/m2 (±5%)	0.020" (±5%)	110" x 43.7yd /Roll	Non F/R	7
R-03	OMEGA 1%,3%,5%	SC-A2/30030	30%Polyester / 70% PVC	96"	120"	68 sqft.	468 g/m2 (±5%)	0.029" (±5%)	118" x 32.81yd /Roll	NFPA701 (USA)	7

## Fabric Technical Data (Fabric Covered Cassette)

Color Deck #	Pattern Name	Fabric Info	Composition (%)	Maximum Width (in)	Maximum Length (in)	Maximum sqft.	Weight: (g/m2)	Thick-ness	Packing	Fire Retardant	Qty of Colors
R-01	BANTRY	26050	100% Polyester	96"	120"	46 sqft.	211 g/m2 (±5%)	0.020" (±5%)	102" x 54.6yd /Roll	Non F/R	5
R-02	YAP	28040	100% Polyester	96"	120"	46 sqft.	211g/m2 (±5%)	0.020" (±5%)	110" x 43.7yd /Roll	Non F/R	7
R-03	OMEGA 1%,3%,5%	SC-A2/30030	30%Polyester / 70% PVC	96"	100"	68 sqft.	468 g/m2 (±5%)	0.029" (±5%)	118" x 32.81yd /Roll	NFPA701 (USA)	7





Western Window Coverings, Inc.

Avant Collection Motorized Pricing):

Motor – Built-in Rechargeable Battery (Minimum Width 22 ½”) \$440.00

12V Motor – External Rechargeable Battery Pack (Minimum width 15 5/8”) \$600.00

Charger \$70.00

10 ft Extension Cable \$50.00

1-Channel Remote \$90.00

5-Channel Remote \$110.00

8-Channel Remote \$160.00

16-Channel Remote \$200.00

1-Channel Wall Switch \$100.00

2-Channel Wall Switch \$120.00

8-Channel Wall Switch \$170.00


Alpha Neo Link Hub \$500.00

Note: This applies to Combi Shade, Avant Roller Shade and Triple Shades.

## Avant Motorized Controllers

Combi Shade® motorized shade systems offer consumers the option of integrating their motorized shades with a compatible smart home application through the use of Neo Link Box. This small and innovative device modernizes the way consumers can operate their shades, by providing access from a smart device. Simply download the free Neo app thru Google play or Apple App store. Once set up, consumer will have the ability to control one or various shades through their smart devices remotely. In addition, the Neo link box may be integrated for voice command through Amazon Alexa, Control4, Google Home, and Savant.

### Handheld Remote Options



1 Channel Handheld Remote RE301



5 Channel Handheld Remote RE302



8 Channel Handheld Remote RE303-8c



CR2032

All remotes and controllers utilize CR2032.

### Wall Mount Controller Options



1 Channel Wall Mount Control RE201



2 Channel Wall Mount Control RE202



8 Channel Wall Mount Control RE203-8c

### Hub/Wifi Controller



Avant Wifi Hub

