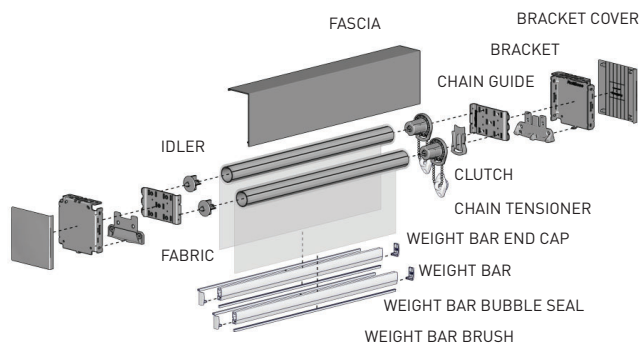


FRONT & SIDE VIEW

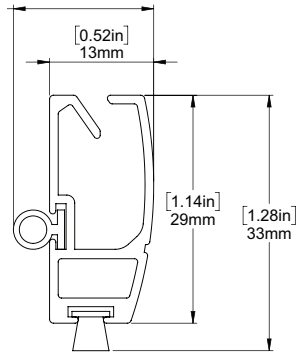


SCHEMATIC

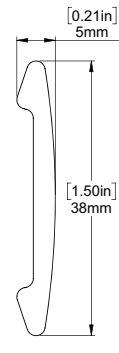


BOTTOM RAIL OPTIONS

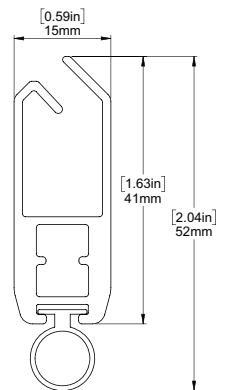
D30 SILENT WEIGHT BAR



INTERNAL HEM BAR



F4115 HEM BAR



SYSTEM UPGRADES

Pocket
[for hidden recess mounts]




Edge Side Channels
[for improved light blackout]



Internal Wire Guide
[supporting complex shading systems]



Fabric Switch System
[fast easy changing of fabric on a roller shade]



For more information about our Upgrade solutions, see our UPGRADE SPECIFICATION sheets.