

Veilette™ and Veilette™ II
is a sophisticated light
filtering vertical shade that
allows for a well harmonized
control of light and privacy,
when paired with the
contemporary Combi
Shade® a room comes
together to achieve a
symphony of light.

◆ **WWC** ◆


Western Window Coverings, Inc.



Veilette 2023

Veilette™

Veilette™ combines elegance with affordability and provides full control of light while retaining maximum privacy with its new and refined fabric selections.



Decorative Crown Valance
and Wand Control

Minimum Size

Veilette™ Scissor Track: 18" x 36"

*Please refer to Color Table and Fabric Technical Data ((see pg. VE-06) for further information regarding maximum shade size.

Mounting Requirements

Inside Mount is not recommended due to excessive light gaps that form along the sides of the shade when the shade is in closed, vane opened position.

Outside Mount

- Minimum Mounting Surface Height..... 1 5/8"
- Extended Bracket Travel Length..... 1 5/16"

Bracket Requirements

Shade Size	# of Brackets
36" - 78"	3
78 1/8" - 103"	4
103 1/8" - 127"	5
127 1/8" - 151	6
151 1/8" - 180	7

Wand Control

The wand is located on the leading carrier for one way. Center open also has a single wand on a leading carrier that can be installed in either position at the time of installation.

Important!
Vanes must be in the open position when opening or closing the shade.

Wand Standard Height

Ordered Height	Wand Control
36" - 60"	30"
60 1/8" - 80"	48"
80 1/8" - 110"	60"

Valance Colors



Brown




White

Crown Valance Return Inside Dimension: 6 3/4"

Finished Dimensions from Order Size

	Outside Mount (OM)
Scissor Track	0"
Fabric Height	- 2 3/8"
Fabric Width	0"
Crown Valance	+ 1"

Tenting

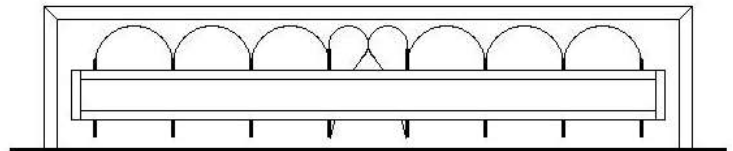


When the shade is in the stacked position, slight tenting may occur towards the bottom of the fabric. This is considered normal.

The incorporated scissor track system minimizes the overall appearance of tenting and allows for a smoother operation.

Center Gap

A center open Veilette™ will have two fabric panels that are abutted together when the shade is in the fully closed position. A slight light gap may form where the two fabrics meet along the center. This can occur during shipping as the fabric is compressed for easier transport. This is considered normal and gap may be reduced over time with use of the shade.



Stack back Chart

Stackback refers to the space that is taken up by the drawn or "stacked" fabric when the shade is fully drawn open. Please refer to the stackback chart when calculating for the additional dimension(s) required to achieve maximum view from the opening when the shade is fully drawn open.

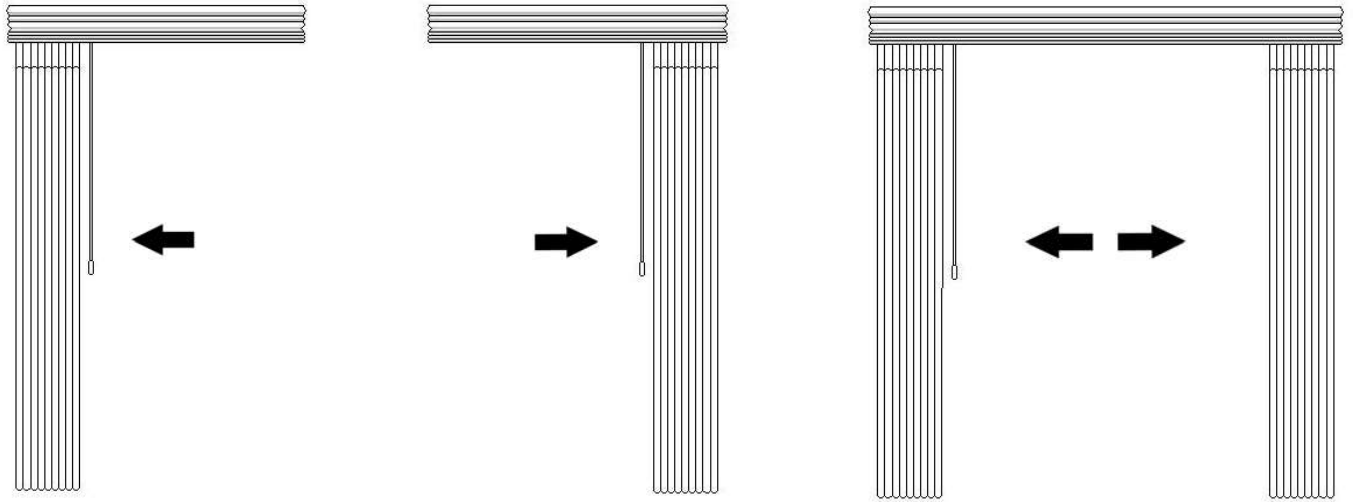
One Way				
Width (in)		Width (in)	# of Carriers	Stacking Width up to (in)
18	-	19 1/2	6	7
19 3/4	-	22 1/2	7	7 1/2
22 3/4	-	25 3/4	8	8
26	-	28 3/4	9	8 1/2
29	-	32	10	9
32 1/4	-	35	11	9 1/2
35 1/4	-	38 1/4	12	10
38 1/2	-	41 1/4	13	10 1/2
41 1/2	-	44 1/2	14	11
44 3/4	-	47 1/2	15	11 1/2
47 3/4	-	50 3/4	16	12
51	-	53 3/4	17	12 1/2
54	-	56 3/4	18	13
57	-	60	19	13 1/2
60 1/4	-	63	20	14
63 1/4	-	66 1/4	21	14 1/2
66 1/2	-	69 1/4	22	15
69 1/2	-	72 1/2	23	15 1/2
72 3/4	-	75 1/2	24	16
75 3/4	-	78 3/4	25	16 1/2
79	-	81 3/4	26	17
82	-	85	27	17 1/2
85 1/4	-	88	28	18
88 1/4	-	91 1/4	29	18 1/2
91 1/2	-	94 1/4	30	19
94 1/2	-	97 1/2	31	19 1/2
97 3/4	-	100 1/2	32	20
100 3/4	-	103 3/4	33	20 1/2
104	-	106 3/4	34	21
107	-	110	35	21 1/2
110 1/4	-	113	36	22
113 1/4	-	116 1/4	37	22 1/2
116 1/2	-	119 1/4	38	23
119 1/2	-	122 1/4	39	23 1/2
122 1/2	-	125 1/2	40	24
125 3/4	-	128 1/2	41	24 1/2
128 3/4	-	131 3/4	42	25
132	-	134 3/4	43	25 1/2
135	-	138	44	26
138 1/4	-	141	45	26 1/2
141 1/4	-	144 1/4	46	27
144 1/2	-	147 1/4	47	27 1/2

One Way				
Width (in)		Width (in)	# of Carriers	Stacking Width up to (in)
147 1/2	-	150 1/2	48	28
150 3/4	-	153 1/2	49	28 1/2
153 3/4	-	156 3/4	50	29
157	-	159 3/4	51	29 1/2
160	-	163	52	30
163 1/4	-	166	53	30 1/2
166 1/4	-	169 1/4	54	31
169 1/2	-	172 1/4	55	31 1/2
172 1/2	-	175 1/2	56	32
175 3/4	-	178 1/2	57	32 1/2
178 5/8	-	180	58	33

Center Open				
Width (inches)		Width (inches)	# of Carriers	Total Stacking Width up to (in)
18	-	19 1/4	6	7
19 1/2"	-	25 1/4	8	8
25 1/2	-	31 1/2	10	9
31 3/4	-	37 3/4	12	10
38	-	44	14	11
44 1/4	-	50 1/4	16	12
50 1/2	-	56 1/2	18	13
56 3/4	-	62 3/4	20	14
63	-	69	22	15
69 1/4	-	75 1/4	24	16
75 1/2	-	81 1/2	26	17
81 3/4	-	87 3/4	28	18
88	-	94	30	19
94 1/4	-	100 1/4	32	20
100 1/2	-	106 1/2	34	21
106 3/4	-	112 3/4	36	22
113	-	119	38	23
119 1/4	-	125 1/4	40	24
125 1/2	-	131 1/2	42	25
131 3/4	-	137 3/4	44	26
138	-	144	46	27
144 1/4	-	150 1/4	48	28
150 1/2	-	156 1/2	50	29
156 1/2	-	162 1/2	52	30
162 3/4	-	168 3/4	54	31
169	-	175	56	32
175 1/4	-	181 1/4	58	33

Control Wand Position

Control Wand is fixed to the leading carrier/vane. The orientation of the wand can be determined at the time of installation.



Left Stack

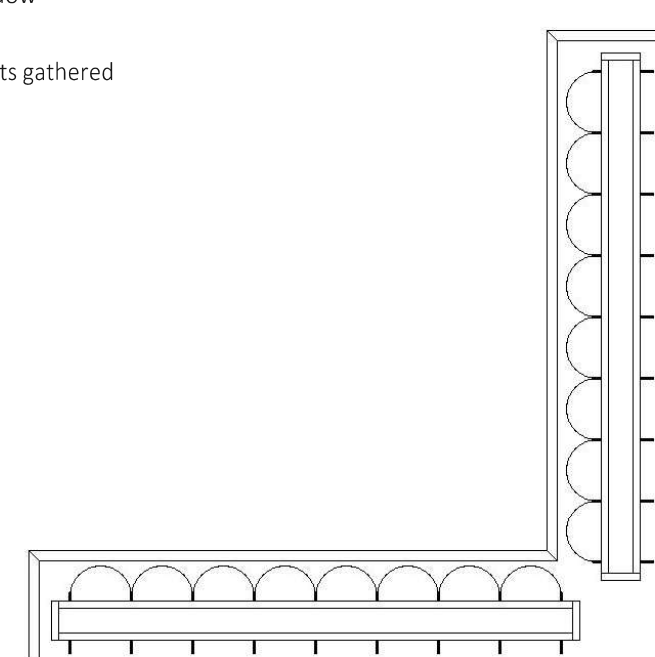
Right Stack

Center Open

Measuring Corner Window

Step 1. Measure the width of the door/window openings to the corner.

Step 2. Deduct 7 1/2" from the measurements gathered from step one to avoid overlap.





Price Group E Veillette™
Veillette™ II

	36	42	48	54	60	WIDTH UP TO: 66	72	78	84	90	96	102	108
60	438	511	584	657	729	802	876	949	1022	1095	1167	1242	1314
66	478	559	638	719	798	879	958	1039	1118	1199	1278	1351	1425
72	520	607	694	781	867	954	1041	1141	1214	1301	1388	1461	1534
78	562	655	749	842	936	1030	1123	1218	1312	1405	1499	1572	1645
84	603	703	805	905	1005	1106	1206	1307	1408	1508	1609	1682	1755
90	645	751	859	967	1074	1182	1290	1396	1504	1612	1719	1793	1866
96	685	800	914	1028	1143	1182	1372	1486	1600	1715	1829	1902	1976
102	727	848	970	1091	1212	1334	1455	1576	1697	1819	1940	2012	2085
112	768	897	1024	1153	1281	1409	1537	1665	1794	1921	2050	2123	2196

	114	120	126	132	WIDTH UP TO: 138	144	150	156	162	168	174	180
60	1387	1460	1533	1606	1680	1752	1825	1898	1971	2045	2118	2191
66	1498	1570	1643	1716	1789	1863	1936	2009	2081	2154	2228	2301
72	1608	1681	1754	1827	1899	1972	2046	2119	2192	2265	2337	2412
78	1717	1791	1864	1937	2010	2083	2155	2230	2302	2375	2448	2521
84	1828	1901	1973	2048	2120	2193	2266	2339	2413	2486	2558	2631
90	1938	2011	2084	2157	2231	2304	2376	2449	2522	2596	2669	2742
96	2049	2107	2194	2267	2340	2414	2486	2560	2633	2705	2779	2852
102	2159	2232	2305	2378	2451	2523	2638	2670	2743	2816	2889	2963
112	2269	2343	2415	2488	2561	2634	2707	2781	2854	2926	2999	3072

Note : Product price only, does not include freight, state/local taxes, measuring and installation, and other services associated with custom installation.



Finished Product Includes

- 5.5" Standard Crown Valance
- Wand Control
- Extendable Installation Brackets

Surcharge

- Center open additional charge..... \$100

Color Table

Product Name	Color #	Color Name	Valance
VEILETTE™ DECK# V-01 1441028030	VE-01-01	White	White
	VE-02-04	Ivory	White
	VE-03-09	Beige	Brown
	VE-04-03	Brown	Brown
	VE-06-10	Grey	White
VEILETTE™ II DECK# V-02 1441028030	VEII-02-01	White	White
	VEII-02-03	Beige	Brown
	VEII-02-04	Ivory	White
	VEII-02-06	Grey	White

Fabric Technical Data

Color Deck #	Pattern Name	Fabric Info	Composition (%)	Maximum Width (in)	Maximum Length (in)	Maximum sqft.	Weight: (g/m2)	Thick-ness	Packing	Fire Retardant	Qty of Colors
V-01	Veilette™	1441028030	100% Polyester	180"	110"	N/A	234.5 g/m2 (±5%)	0.021" (±5%)	110" x 32.8yd /Roll	Non F/R	5
V-02	Veilette™ II	1441028030	100% Polyester	180"	110"	N/A	234.5 g/m2 (±5%)	0.021" (±5%)	110" x 32.8yd /Roll	Non F/R	4