

DC TUBULAR MOTOR

DM25TE



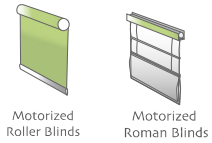
TE: Built-in transformer Electronic & Radio Control

DC Motor + electronic Limit + Integrated Radio Control + Built - in Transformer + Resistance Protection Function + the Third Limit + Jogging & tilt function

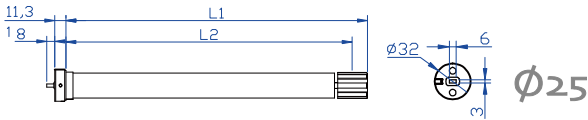
Outline



Use



Dimension Drawing




Technique



Inner Structure Picture



Optional Limit Switch Head




Technical Data

	Rated Torque (N.m)	Rated Speed (rpm)	Tube Diameter (mm)	Rated Voltage (V)	Rated Power (W)	Rated Current (A)	Degree of Protection (IP)	Max Number of Turns (turn)	L1 / L2 (mm)
100 - 240V/50Hz, 60Hz									
	0.7	34	25	100~240	8.8	0.085	44	∞	413/403
DM25TE	1.5	30	25	100~240	12	0.1	44	∞	413/403
Built-in transformer Electronic & Radio Control	0.7	34	25	100~240	8.8	0.09	44	∞	413/403
	1.0	30	25	100~240	12	0.1	44	∞	413/403

Product Certificate **CE RoHS**

■ DC motor is allowed to work for longer time without thermal protection limit



Standard Setting